

Lego Minifigure Roll and Record Games 1st Grade

Skills in this pack:

Tally Marks {count by 5}

Most/least comparison




Digraphs {sh, ch, wh, th, tch}







_ight words

**We use these games in our
Dry Erase Center**





Use a regular die and the key to record your data.
Set a timer and roll until the timer goes off and then
announce who got the most and least!



What Did You Roll?	Record in Tally Marks
	
	
	
	
	
	



Print this die on cardstock and use for the pages after this one. Change up the skills practiced by selecting the page your child needs to work .



Print the die on the previous page, put together and use it to play with! Set a timer and roll and record your data until the timer goes off. Then announce who got the most and least!

Most:

Least:

What Did You Roll?	Record in Tally Marks
	
	
	
	
	
	

Use the printed die and the key to record your data. Set a timer and roll until the timer goes off and then announce who got the most and least!



= light



= right



= bright



= night



= flight



= sight

What Did You Roll?

Record in Tally Marks

light

flight

sight

night

bright

right

Use the printed die and the key to record your data. Set a timer and roll until the timer goes off and then announce who got the most and least!



= chip



= shop



= thin



= which



= match



= shack

What Did You Roll?	Record in Tally Marks
shop	
chip	
which	
match	
shack	
thin	

Use the printed die and the key to record your data. Set a timer and roll until the timer goes off and then announce who got the most and least!



= ch



= sh



= th



= wh



= tch



= ck

What Did You Roll?

Record in Tally Marks

ch

sh

th

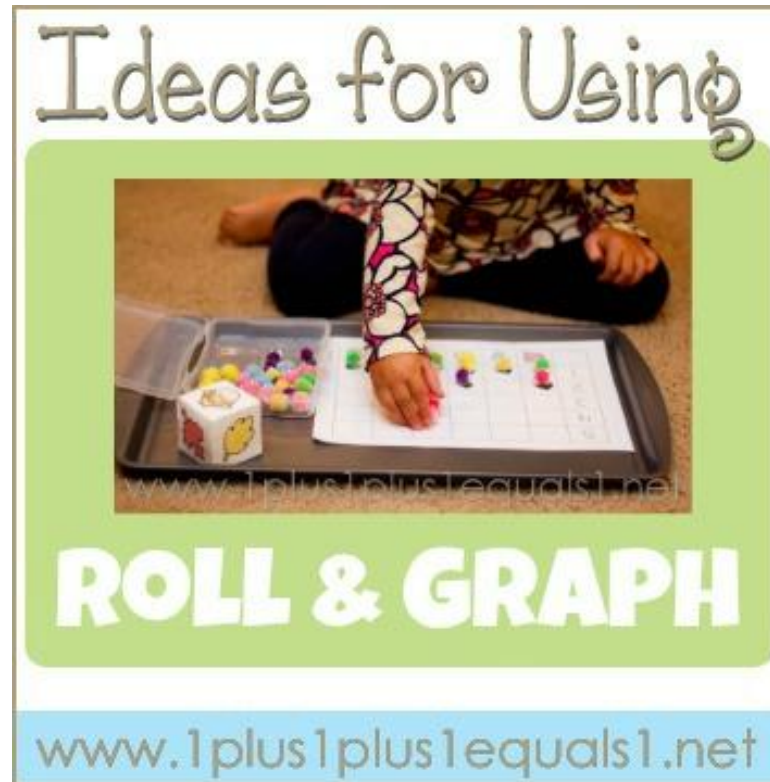
wh

tch

ck

My daughter gets a bit jealous and often wants a graph for herself, so that is what the next sheet is! Not really first grade skills, but just something fun. Roll and mark the graph, we use dot paint, magnets and more!

[See ideas here!](#)



5

4

3

2

1

