

Hi! Thank you for visiting [1+1+1=1](http://www.1plus1plus1equals1.com) and finding a resource you'd like to use! Please feel free to use these files for your own personal use. I provide them free of charge to bless others!

If you want to share, you may share these forms with others by sharing a link to my blog or to the page that hosts these files. Please do not link directly to just the PDF files (the link you are at now).

It is my prayer that others are blessed through my blog and any files I share!!!

~If you ever notice a typo, please let me know, a few slip by me now and then and I certainly want to fix them!

God Bless,


Carisa

www.1plus1plus1equals1.com

Vocabulary tracing strips can be used in many ways. Your child can color, cut, & trace-or any combination! After words are cut out, you can tape them around the room for a theme word hunt! Use trace for older kids, solid font for younger tots who aren't tracing yet!



mouse




rabbit



mole



chipmunk



rat




ferret




squirrel




chinchilla



hedgehog



guinea pig



Handwriting practice lines consisting of a solid top line, a dashed middle line, and a solid bottom line.




Handwriting practice lines consisting of a solid top line, a dashed middle line, and a solid bottom line.



Handwriting practice lines consisting of a solid top line, a dashed middle line, and a solid bottom line.




Handwriting practice lines consisting of a solid top line, a dashed middle line, and a solid bottom line.



Handwriting practice lines consisting of a solid top line, a dashed middle line, and a solid bottom line.



Handwriting practice lines consisting of a solid top line, a dashed middle line, and a solid bottom line.




Handwriting practice lines consisting of a solid top line, a dashed middle line, and a solid bottom line.



Handwriting practice lines consisting of a solid top line, a dashed middle line, and a solid bottom line.



Handwriting practice lines consisting of a solid top line, a dashed middle line, and a solid bottom line.



Handwriting practice lines consisting of a solid top line, a dashed middle line, and a solid bottom line.



ferret




squirrel



chinchilla




hedgehog



guinea pig




mouse




rabbit



mole



chipmunk



rat



ferret



squirrel



chinchilla



hedgehog




guinea pig



mouse



rabbit



mole



chipmunk



rat

Read & Write the House...

Print the image/word cards and cut apart.

Tape these around the schoolroom or school area in your home.

Give your child a clipboard, and a pencil and have him/her go around and find the words and record them on either the tracing sheet (younger kids) or on the blank lines (older kids).

For fun, allow your child to use funny glasses, a [fun word pointer](#), and a special pen or pencil!. You could even slip the recording sheet into the [Crayola Dry Erase Center](#) and have your child use that to write on with a dry erase marker!

