

This mini Pirate Pack features the following Kindergarten math skills...

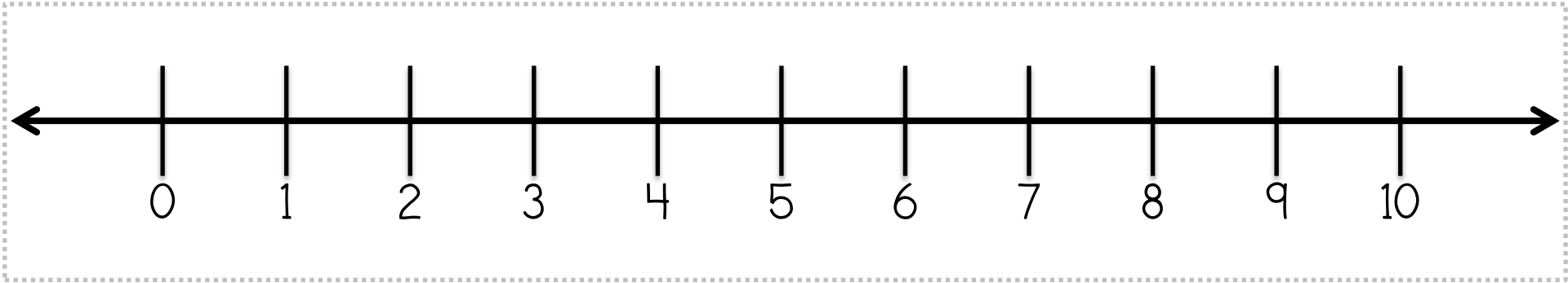
- Using a number line
- Listening & Following Directions
  - Shapes/Colors
- Greater Than/Less Than
  - Identifying coins

For more pirate fun, visit my [Pirate Pinterest collection!!](#)

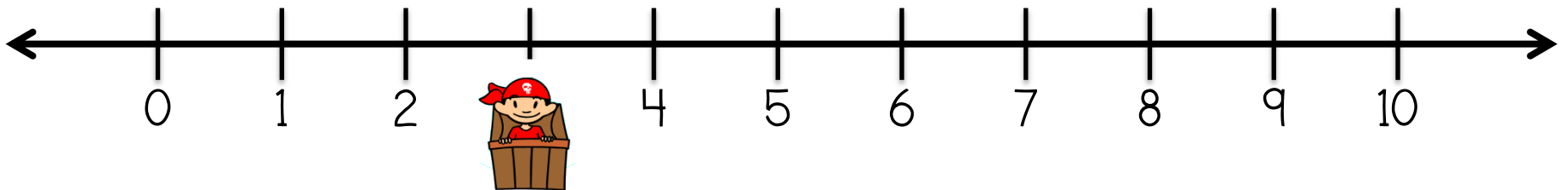
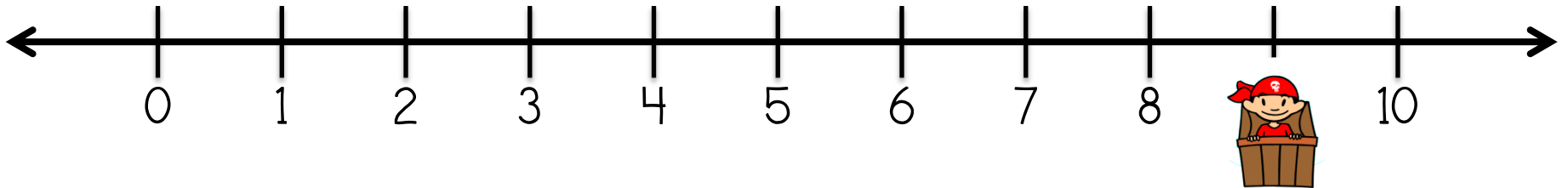

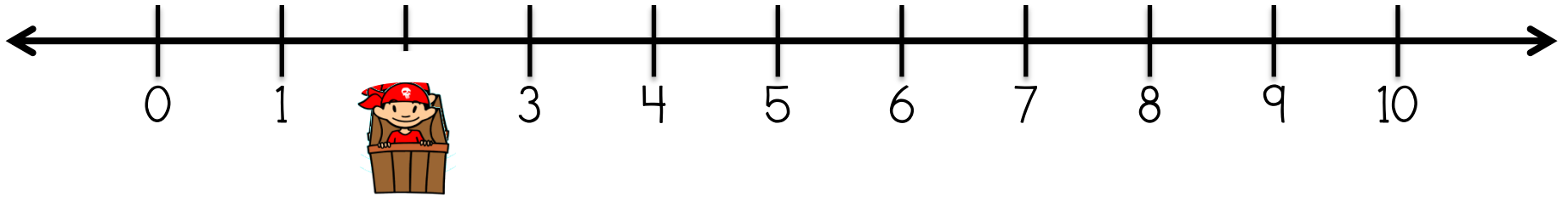


Cut out the number line and the pirate. Use the pirate to cover up a number and have your child practice figuring out the hidden number. Use words such as “what number is before, after, or in between” to help learn math vocabulary!

Use the following page for more practice, cut the lines into strips if you want to, or leave the page whole.





Which number is under the pirate?



# Listen and color!

On the next page, read each sentence to your child without showing him where to look. This activity is to improve listening and following directions, as well as review a few shapes and colors!





1. Draw purple dots on the oval.

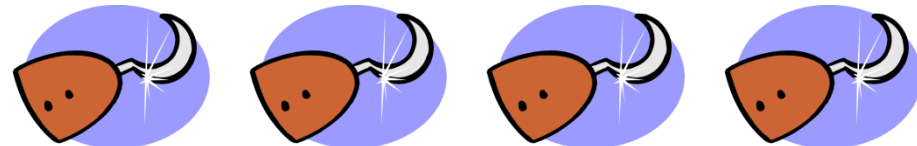



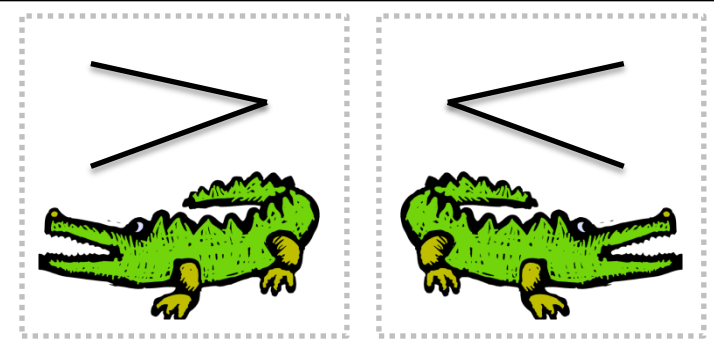
2. Color the rectangle red.

3. Draw blue stripes on the triangle.

4. Color the square yellow.



Print this page and cut out the rectangles and the alligator squares. Laminate is possible. Use the floor or a pocket chart to choose 2 amounts and have your child put the correct "alligator" for less than or more than in between the amounts!



# What did the pirate find?

Use this page to help your child with identifying coins! Leave the page whole or cut them into cards, use real coins to match too!

