

Pond Life Match-Up & Memory

For more Montessori Printables, visit [1+1=1 Montessori Printables](http://www.1plus1plus1equals1.com)

Match-Up games are a [Montessori](http://www.1plus1plus1equals1.com) based idea, with the goal of improving a child's visual discrimination abilities. I have added in the names of the objects to bring print awareness in also. You may choose not to use the print, by trimming off the words at the bottom of the game boards and using the non-labeled cards.

Options


Match-Up

- ~Print one set of images {either with or without words}, on cardstock, laminated if possible. Cut out the squares.
- ~Print each game board, on cardstock and laminated if possible. Leave game board whole.
- ~Give your child one game board at a time and increase difficulty depending on his/her age.
- ~Give your child an image card and have him/her find the matching fruit and place it underneath in the empty square.
- ~Your child is successful when all images are matched up!

Memory

- ~Print two sets of image cards, I use one with words and one without words.
- ~Start with just a few sets and work your way up to the entire set.

The images are from the Tot School Printables vocabulary development cards. Visit [Tot School Printables](http://www.1plus1plus1equals1.com) for more free printables to use with your young child!





pond



turtle



fish




cattails



frog



dragonfly



snail



beaver



water strider



lily pad



duck



mosquito




pond

turtle

fish

cattail



frog

dragonfly

snail

beaver



water
strider

lily pad

duck

mosquito