

Calendar Connections

Rain Forest

~mini version~

Created to fit the \$1 pocket chart carried at Target in Fall/2011,
see [tutorial for using this chart here!](#)





Target Level: grades 3-6

The facts are created at a more advanced level but can easily be used for the entire homeschool family! Young children will soak up the information their older siblings are taught while all together.

Although the cards were created for September,
they can be used for any month of the year!

Rain Forest Books

Click on the book image to see it on Amazon.



Calendar Connections

Helpful Items

~these are the exact products we use~



cardstock



laminator



laminating film

[Oriental Trading](#) carries the exact calendar I used to create these cards, it is item # IN-62/2017. Many times it is out of stock, so just check to see if they are carrying it by searching for the item #. [Use my link](#) to get free shipping with a \$49 purchase!

Home >



[View Larger Image](#)

Classroom Calendar Pocket Chart

IN-62/2017

★★★★☆ 4.2 / 5

[Read all reviews](#) [Write a review](#)

Classroom Calendar Pocket Chart. This nylon calendar has 60 clear plastic pockets and colorful days of the week, date and month cards. Use it to bring order to a classroom or day care — or organize a large family! Includes 3 grommets for hanging. Includes 60 date/holiday cards and 12 month cards. 29 1/2" x 20" OTC

~~\$16.50~~
NOW \$11.99 1 Set(s)
SAVE 23%

Qty: 1

[Add to Cart](#)

[Email A Friend](#) [+ Share Product](#)

[Like](#) 40 people like this. Be the first of your friends.

Calendar Connections


~Note~

The mini set only includes the image cards since the writing would be too small to read for some of the info cards.


Be sure to **[print out the info cards from the regular set.](#)**

Either keep the info cards on one sheet in a folder or notebook, or cut out and use a metal ring to hook them together to use alongside of the mini calendar.

The mini set was created to fit the \$1 pocket chart carried at Target in Fall/2011, see [tutorial for using this chart here!](#)



1



2

Emergent layer

The canopy

The understory

The forest floor

3

Emergent layer



4



5



6



7



8



9



10




The canopy

11



12



13



14



15



16



17



The understory

18



19



20




21



22



23



24



The forest floor

25



26



27



28



29



30



31

2011

2012

September