

Calendar Connections

February Presidents

~mini version~

Created to fit the \$1 pocket chart carried at Target in Fall/2011,
see [tutorial for using this chart here!](#)

Target Level: grades 3-6

The facts are created at a more advanced level but can easily be used for the entire homeschool family! Young children will soak up the information their older siblings are taught while all together.

Calendar Connections

Helpful Items

~these are the exact products we use~



cardstock



laminator



laminating film

Calendar Connections












~Note~

The mini set only includes the image cards since the writing would be too small to read for some of the info cards.

Be sure to **[print out the info cards from the regular set](#)**.

Either keep the info cards on one sheet in a folder or notebook, or cut out and use a metal ring to hook them together to use alongside of the mini calendar.

The mini set was created to fit the \$1 pocket chart carried at Target in Fall/2011, see [tutorial for using this chart here!](#)





21



22



23



24



25



26



27



28



29



30



31

2012

2013

February

The next page was created to go inside of
the **Calendar Notebook**.

[See more info here.](#)



1



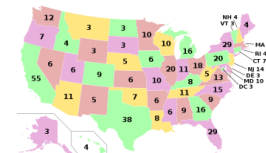
2



3




4



5



6




7




8



9



10



11




12




13




14




15



16



17



18



19



20



21



22



23




24




25



26



27



28



29



30/31